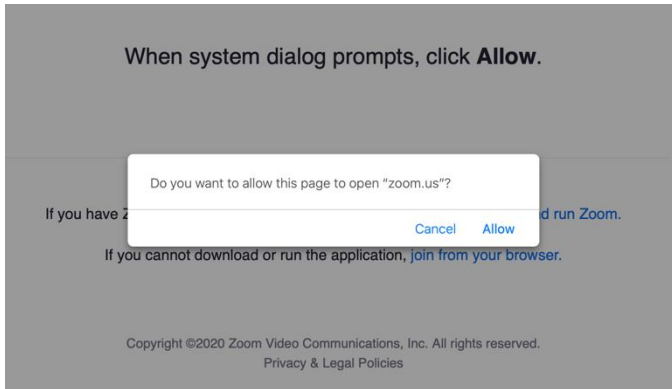


Before joining a Zoom meeting on a computer or mobile device, you can download the Zoom app from [Zoom's Download Center](https://zoom.us/download) ( <https://zoom.us/download> ). Otherwise, you will be prompted to download and install Zoom when you click a join link.

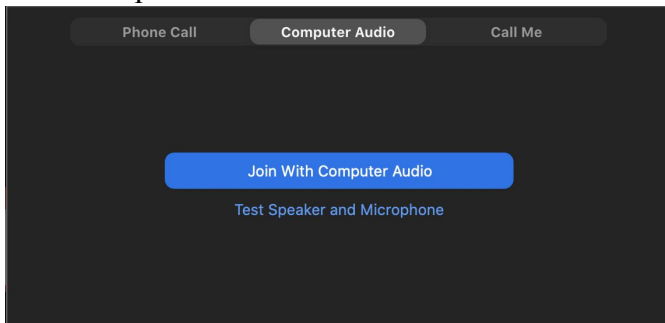
To test Zoom you can join a test meeting here [Join A Test Meeting](#) to familiarize yourself with zoom.

To join Zoom meeting for European Skincare & Med Spa's Virtual Open House, simply click the link to the session you would like to join from the email or on our website <https://www.euroskincare.com> When prompted to open Zoom.us click "Allow." If you have not installed Zoom prior to this step you will be prompted to download and install Zoom.

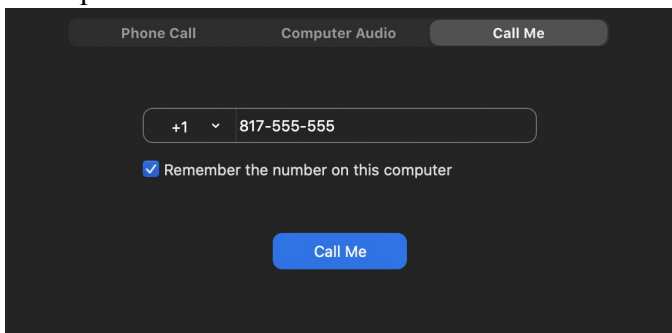


Next you will be prompted for the audio portion of the meeting. There are 2 options.

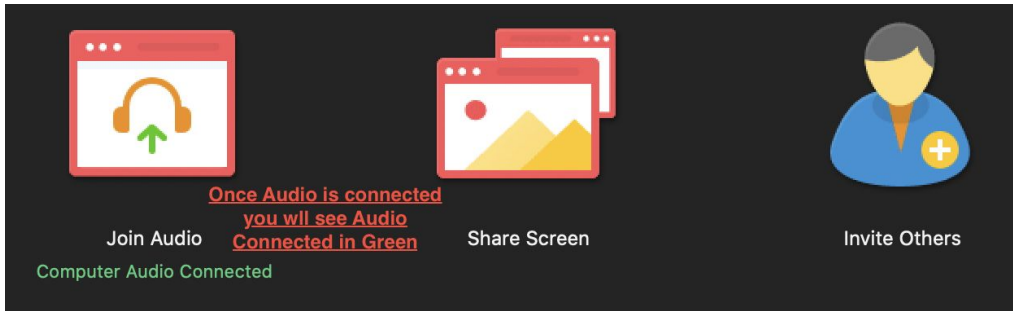
Option 1: If you have a microphone (or built in microphone) and speakers select "Computer Audio" and "Join With Computer Audio."



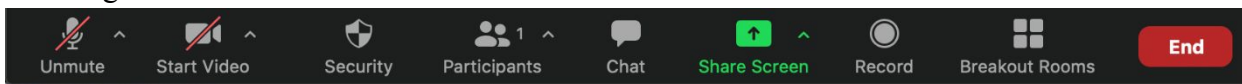
Option 2: If you would like to join the audio portion with your phone, select "Call Me," and enter the phone number you would like to be called at. Your phone will ring, answer the call and follow the prompt to join the audio portion.



Once Audio is connected you will see “Audio Connected” in green as below:

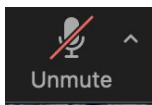


You will be joined to the session muted and with video off. Please stay muted unless asking a question as to not add background noise to the session. Below are the buttons you may need to use during the session. Controls are along the bottom of the Zoom window.

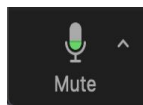


Starting on the far left is “Mute.” Again, verify you are muted with a red strike through the microphone. A microphone showing green and white without the red strike is Unmuted.

Muted

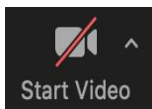


Unmuted

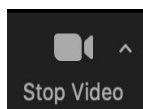


If you would like to start video with your webcam or camera on your device select “Start Video.” A red strike through means your camera is off.

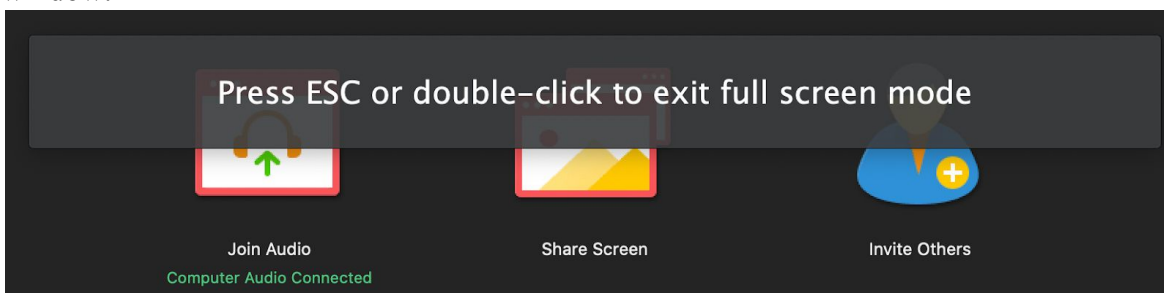
Camera Off



Camera On



Full Screen Mode: If you are in full screen mode and would like to make it a Window instead so you can use other applications during the session press the ESC key or simply double click any blank space in the zoom window.



To leave session simply close the Zoom window or click “End.”



**Meeting Links and Descriptions:  
LIVE 5 – 8 p.m.**

Join Zoom Meeting

[Endermologie \(LPG\), Massage & Body Treatments with Ruth & Jessica](#)

Learn more about Endermologie (LPG) and find out how massage & body treatments can benefit you. LIVE Demos for Endermologie (LPG).

Join Zoom Meeting

[Esthetics & Micropen with Brittney & Amber](#)

Learn more about Micropen Microneedling, Facials, etc... LIVE Demos for Micropen Microneedling.

Join Zoom Meeting

[HydraFacial, BBL & Laser Treatments with Kristen](#)

Learn more about HydraFacial, BroadBand Light (BBL) & other laser treatments. LIVE Demos for HydraFacial & BBL.

Join Zoom Meeting

[Injectables, PRP & Kybella with Claudia](#)

Learn more about Botox, Dysport, dermal fillers, Sculptra, PRP Plasma treatments & Kybella. LIVE Demos for Botox/Dysport and dermal fillers.

Join Zoom Meeting

[New Intraceuticals Oxygen Treatment & Accent RF Thermotherapy with Rachel](#)

Learn more about our NEW Intraceuticals Oxygen Treatment & Accent RF Thermotherapy Face & Body treatments. LIVE Demos for the NEW Intraceuticals Oxygen Treatment & Accent RF Thermotherapy body treatment.